

Table : 7.1

Schools Details in Kilinochchi District by Divisional Secretariat Wise - 2007

Divisional Secretariat	Type of School					Number of Students			Number of Teachers
	1AB	1C	11	111	Total	Male	Female	Total	
Karachchi	4	7	9	17	37	10687	11018	21705	760
Kandawalai	1	4	5	12	22	3816	3733	7549	260
Poonakary	2	4	8	15	29	3524	3590	7114	209
Pachchilaipalli	1	0	5	7	13	865	803	1668	111
Total	8	15	27	51	101	18892	19144	38036	1340

Source: ZED, Kilinochchi

Table : 7.2

Schools Kilinochchi District Schools by Divisional Secretariat Wise - 2017

Divisional Secretariat	Type of School						Number of Students			Number of Teachers
	National School	1AB	1C	11	111	Total	Male	Female	Total	
Karachchi	1	6	6	14	15	42	9125	9396	18521	1033
Kandawalai	0	2	3	6	13	24	2654	2674	5328	387
Poonakary	1	1	5	10	7	24	3018	3022	6040	443
Pachchilaipalli	0	1	0	7	6	14	1219	1246	2465	207
Total	2	10	14	37	41	104	16016	16338	32354	2070

Source: ZED, Kilinochchi

Table :7.3

Number of Schools & Students , Teachers Ratio 2001-2017

Year	Number of Schools	Number of Students	Number of Teachers		Student Teacher Ratio
			Permanent	Displaced	
2001	93	35063	799	63	-
2002	96	35805	670	18	-
2003	99	27897	903	11	-
2004	99	29648	991	2	-
2005	99	32350	1359	-	24:1
2006	101	34610	1235	-	28:1
2007	101	38122	1235	-	30:1
2008	101	31085	1340	-	23:1
2009	-	-	-	-	-
2010	101	24791	1275	-	18:1
2011	108	29011	1702	-	17:1
2012	110	29426	1640	-	18:1
2013	104	30859	1971	-	16.1
2014	104	31841	1444	-	22:1
2015	104	30964	1720	-	18:1
2016	104	32184	2023	-	16:1
2017	104	32354	2070	-	16:1

Table : 7.4

Particulars of Teachers in 2014 - 2017

Name of D.S Division	No.of Teachers															
	Graduate				Trained				Un-Certificate				Total			
	2014	2015	2016	2017	2014	2015	2016	2017	2014	2015	2016	2017	2014	2015	2016	2017
Karachchi	250	263	333	240	473	539	663	320	19	101	25	503	742	903	1021	1063
Kandawalai	114	102	160	94	138	139	209	125	13	65	6	161	265	306	375	380
Poonakary	103	118	142	94	132	139	263	84	14	83	24	260	249	340	429	438
Pachchilaipalli	86	76	82	42	101	91	104	59	1	4	12	110	188	171	198	211
Total	553	559	717	470	844	908	1239	588	47	253	67	1034	1444	1720	2023	2092

Source: ZED, Kilinochchi

Table :7.5

Number of Students in Kilinochchi District 2012 - 2017

Year	2012		2013		2014		2015		2016		2017	
	Boys	Girls	Boys	Girls	Boys	Girls	Boys	Girls	Boys	Girls	Boys	Girls
1-5	6406	6397	6918	6838	6783	6522	6846	6645	6625	6399	6663	6468
6-11	7229	7215	6972	6965	8168	8048	7828	7628	7750	7684	8379	8389
11R	-	-	-	-	-	-	-	-	598	645	597	662
12-13 Arts & Commerce	542	945	592	1054	588	959	452	924	475	913	475	912
12-13 Science	205	186	184	155	294	479	350	291	188	212	65	137
12- 13 Tech	-	-	-	-	-	-	-	-	180	111	180	111
13R	-	-	-	-	-	-	-	-	148	256	131	246
Total	14382	14743	14666	15012	15833	16008	15476	15488	15816	15964	16490	16925
Grand Total	29125		29678		28412		30964		32741		33415	

Source: ZED, Kilinochchi

Table : 7.6

Strength of Staff in Kilinochchi District- 2017

S.No	Categories of Teacher	Required	Available	Shortage	Excess
1	Year 1-5 Primary Education	100	10	90	-
	English	-	-	-	-
2	Year 6-11 Science Graduate	133	104	29	-
	Year 6-11 Maths Graduate	133	107	26	-
	English	-	-	-	-
3	Others	-	-	-	-
	Year 12-13 Science & Maths	-	-	-	-
	Arts & Commerce Graduate	-	-	-	-
	Others (English)	-	-	-	-
4	Other (Technical subj)	-	-	-	-
	Year 1-5 Sectional Heads	-	-	-	-
	Year 6-11 Sectional Heads	63	21	42	-
	Year 12-13 Sectional Heads	9	6	3	-
	Principals	152	96	56	-
Total		590	344	246	0

Source: ZED, Kilinochchi

Table 7.7

Students Particulars in Year 2017

Year	Name of Divisional Secretariat											
	Karachchi			Kandawalai			Poonakary			Pachchilaipalli		
	Male	Female	Total	Male	Female	Total	Male	Female	Total	Male	Female	Total
1	661	603	1,264	200	228	428	198	226	424	82	94	176
2	720	710	1,430	219	205	424	246	204	450	102	100	202
3	672	695	1,367	214	199	413	221	201	422	91	98	189
4	827	777	1,604	212	232	444	275	260	535	99	106	205
5	889	853	1,742	283	303	586	331	275	606	121	99	220
6	711	760	1,471	233	190	423	251	238	489	94	85	179
7	735	674	1,409	218	217	435	230	279	509	95	87	182
8	753	724	1,477	240	242	482	253	227	480	94	99	193
9	722	706	1,428	222	238	460	253	238	491	82	102	184
10	681	745	1,426	236	163	399	244	248	492	90	89	179
11	781	816	1,597	215	246	461	232	205	437	117	109	226
11R	353	391	744	37	48	85	153	184	337	54	39	93
12A	94	231	325	-	5	5	6	16	22	4	5	9
12C	48	73	121	11	3	14	4	-	4	4	-	4
12Se	25	51	76	13	21	34	9	13	22	3	4	7
12Ma	51	26	77	29	48	77	30	82	112	13	44	57
12Tec	79	45	124	15	6	21	7	9	16	13	11	24
13A	84	190	274	22	31	53	27	51	78	20	34	54
13C	52	63	115	15	19	34	11	6	17	5	2	7
13Se	22	48	70	1	4	5	5	3	8	2	5	7
13Ma	42	35	77	5	4	9	2	1	3	4	6	10
13Tec	40	27	67	8	9	17	7	1	8	11	3	14
13R	83	153	236	6	13	19	23	55	78	19	25	44
Total	9,125	9,396	18,521	2,654	2,674	5,328	3,018	3,022	6,040	1,219	1,246	2,465

Table : 7.8

No.of Students Sat The G.C.E (O/L), 5th Scholarship and the Results Kilinochchi District - 2001 - 2017

Year	Sat		Passed		Percentage	
	Year 5 Scholar Ship	G.C.E (O/L)	Year 5 Scholar Ship	G.C.E. (O/L)	Year 5 Scholarship	G.C.E (O/L)
2001	1299	1564	63	757	5%	48%
2002	1769	1838	56	563	3%	31%
2003	1807	1953	73	403	4%	21%
2004	1811	1802	55	391	3%	22%
2005	2008	2351	50	464	2%	20%
2006	2048	1899	48	437	2%	23%
2007	1997	1957	111	541	6%	28%
2008	2061	-	154	-	7%	-
2009	-	-	-	-	-	-
2010	2005	2389	90	809	4%	34%
2011	2479	1975	132	553	5%	28%
2012	2230	1698	110	831	5%	49%
2013	2325	1571	159	645	7%	41%
2014	2491	1649	255	807	10%	49%
2015	2411	2171	194	772	9%	36%
2016	2469	2105	195	811	8%	39%
2017	3102	2484	225	1420	7%	57%

Source: ZED, Kilinochchi

Table: 7.9

No.of Students Sat The G.C.E (A/L) & the Results Kilinochchi District - 2001 - 2017

Year	Sat	Number of Students							Total	Percentage
		Science	Commerce	Maths	Arts	Eng.Tech	Bio.Tech	Other		
2001	1613	87	383	70	572	-	-	-	1112	69%
2002	859	41	201	31	274	-	-	-	547	64%
2003	823	23	243	30	308	-	-	-	604	73%
2004	788	33	157	19	314	-	-	-	523	66%
2005	743	36	156	29	325	-	-	-	546	73%
2006	750	80	179	59	402	-	-	-	720	96%
2007	896	59	73	19	203	-	-	-	354	40%
2008	-	-	-	-	-	-	-	-	-	-
2009	-	-	-	-	-	-	-	-	-	-
2010	507	12	56	6	218	-	-	-	292	58%
2011	984	31	148	43	431	-	-	-	653	66%
2012	1233	58	144	43	545	-	-	-	790	64%
2013	1036	60	159	59	446	-	-	-	724	70%
2014	1300	79	194	62	414	-	-	-	749	58%
2015	1233	64	182	51	453	16	22	2	790	64%
2016	1216	89	156	57	379	42	57	0	780	64%
2017	1189	150	250	140	507	65	77	0	1189	100%

Source: ZED, Kilinochchi

Table : 7.10

Grade Five Scholarship Results 2014 - 2017

No	Divisional Secretariat	Sat / Pass	2014	2015	2016	2017
1	Karachchi	Sat	1350	1327	1395	1712
		Pass	176	145	144	162
2	Kandawalai	Sat	491	437	435	580
		Pass	49	29	31	33
3	Poonakary	Sat	464	485	456	596
		Pass	13	8	13	20
4	Pachchilaipalli	Sat	186	162	172	214
		Pass	17	12	7	10
Percentage of Qualifying %			10.24	8.05	7.90	7.25

Source: ZED, Kilinochchi

Table : 7.11

General Certificate of Education - Ordinary Level Exam Result 2014 - 2017

No	Divisional Secretariat	Sat / Pass	2014	2015	2016	2017
1	Karachchi	Sat	952	1295	1215	1530
		Pass	493	490	510	878
2	Kandawalai	Sat	298	322	326	362
		Pass	122	104	116	182
3	Poonakary	Sat	246	378	397	387
		Pass	108	115	129	232
4	Pachchilaipalli	Sat	156	181	166	205
		Pass	84	63	56	128
Percentage of Qualifying %			48.85	35.50	39.00	57.17

Source: ZED, Kilinochchi

Table : 7.12

Year 5 Scholarship Result 2006 - 2017

No	Zonal Education Office	Subjects	Sat / Pass	2006	2007	2008	2009	2010	2011	2012	2013	2014	2015	2016	2017
1	Kilinochchi	All Subjects	Sate	1899	1957	-	-	2389	2450	2230	2325	2491	2411	2469	3102
			Pass	437	541	-	-	809	553	110	159	255	194	195	225

Source: ZED, Kilinochchi

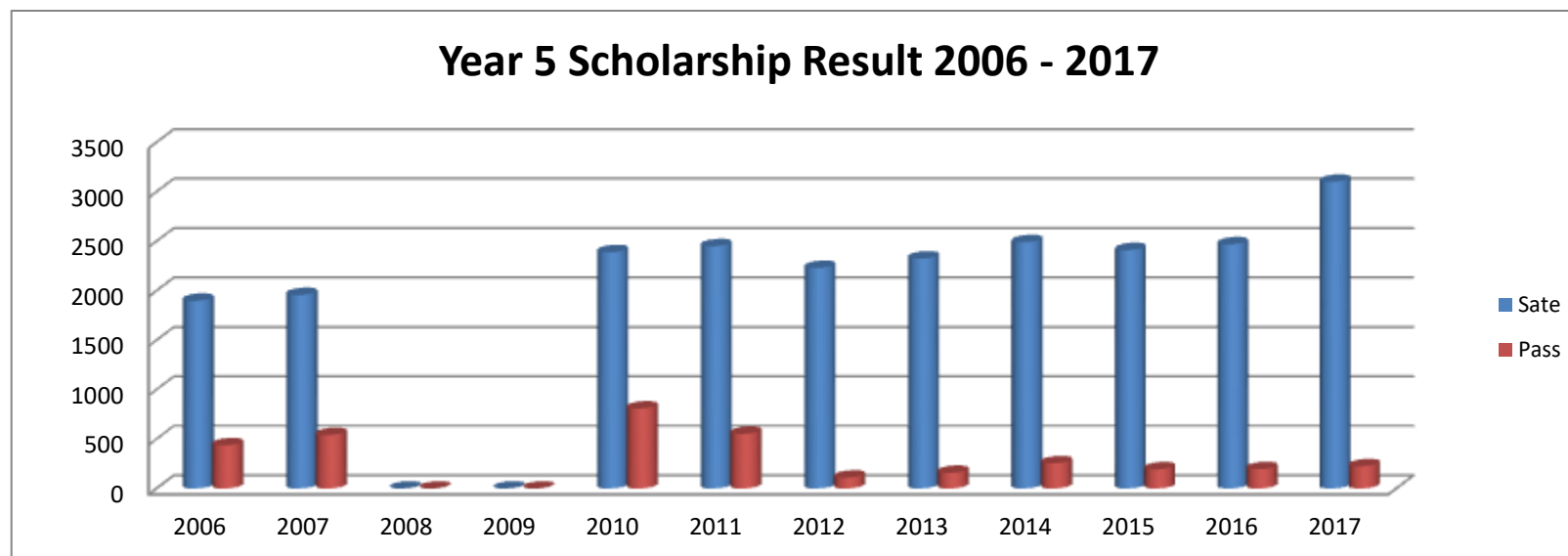


Table : 7.13

General Certificate of Education - Ordinary Level Exam 2006 - 2017

No	Zonal Education Office	Subjects	Sat / Pass	2006	2007	2008	2009	2010	2011	2012	2013	2014	2015	2016	2017
1	Kilinochchi	All Subjects	Sate	750	896	-	479	984	1975	1698	1571	1649	2171	2105	2484
			Pass	720	354	-	307	653	553	831	645	807	772	811	1420

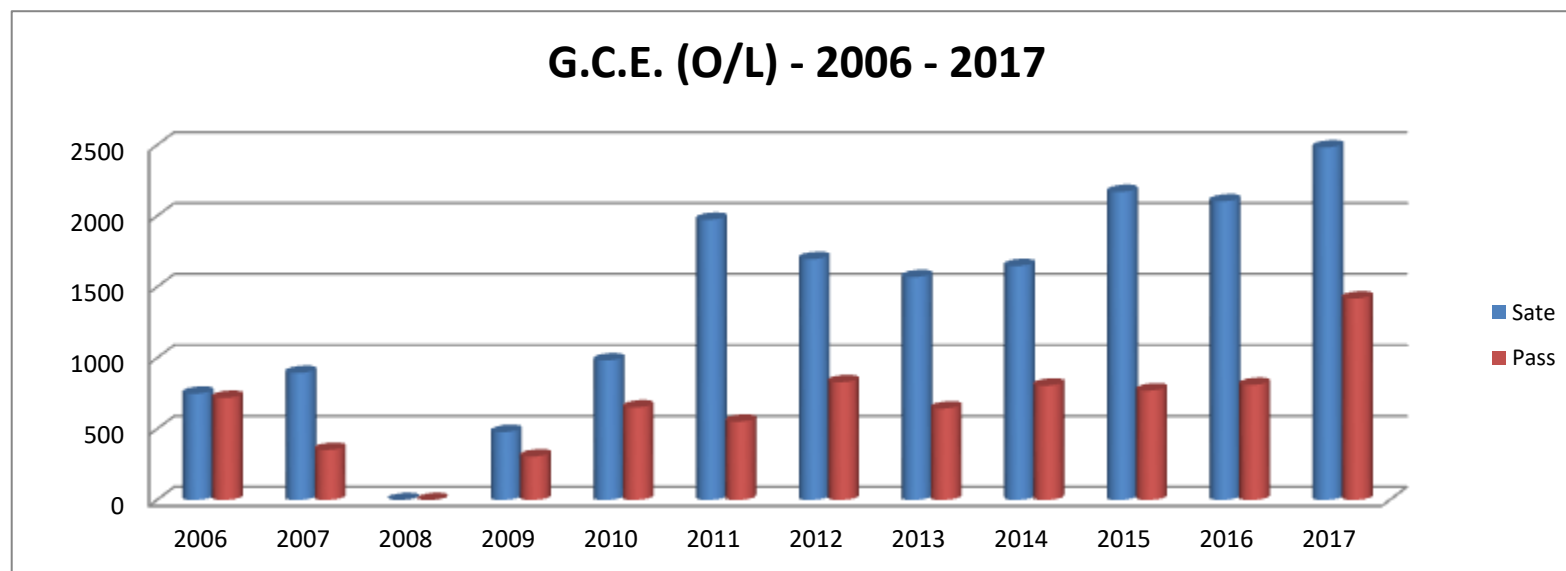


Table : 7.14

General Certificate of Education - Advance Level Exam Result 2006 - 2017

No	Zonal Education Office	Subjects	Sat / Pass	2006	2007	2008	2009	2010	2011	2012	2013	2014	2015	2016	2017
1	Kilinochchi	All Subjects	Sate	750	896	-	479	984	812	1233	1038	1085	1233	1216	1189
			Pass	720	354	-	307	653	575	790	724	749	790	780	766

Source: ZED, Kilinochchi

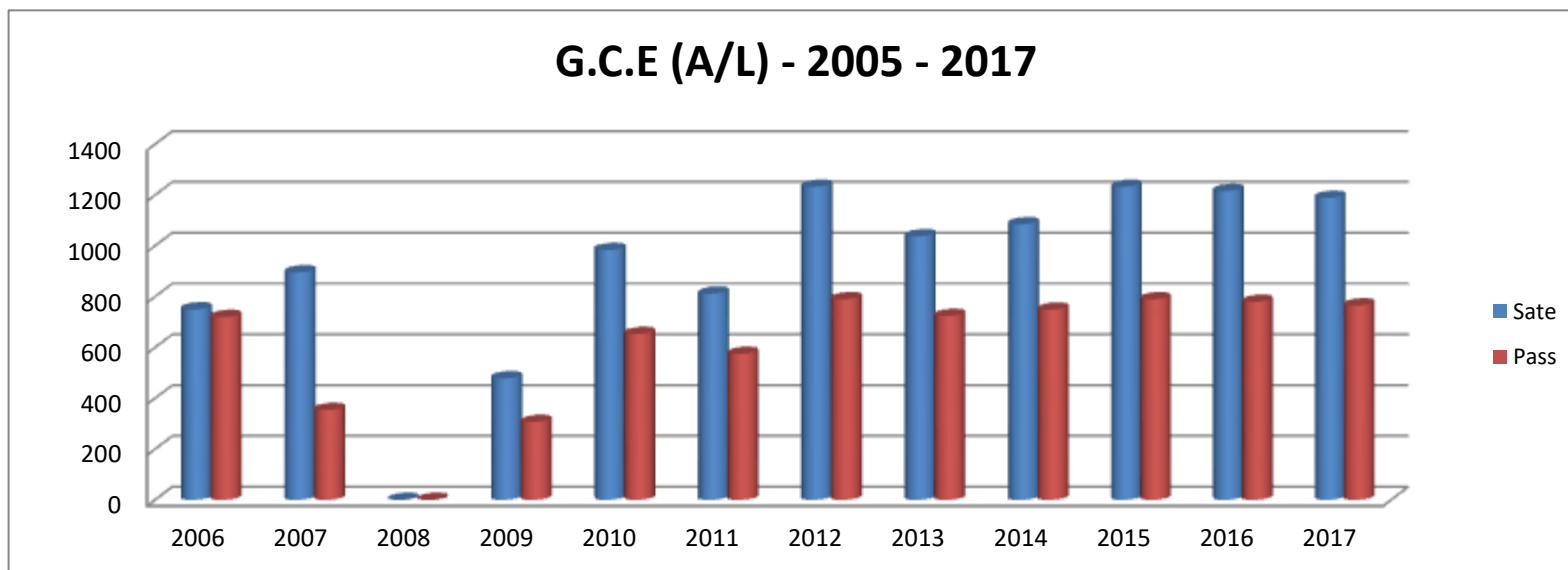


Table : 7.15

**General Certificate of Education - Advance Level Exam Result
DS Division wise 2012 - 2017**

No	DS Office	Sat / Pass	2012	2013	2014	2015	2016	2017
1	Karachchi	Sat	404	641	832	820	821	812
		Pass	267	440	469	497	520	518
2	Kandawalai	Sat	73	145	184	134	135	128
		Pass	49	96	111	101	88	93
3	Poonakary	Sat	72	145	158	171	154	134
		Pass	53	110	94	123	107	89
4	Pachchilaipalli	Sat	68	105	126	108	106	115
		Pass	59	77	77	69	65	66
Percentage of Qualifying %			69.40	69.80	57.80	64.10	64.10	64.40

Source: ZED, Kilinochchi

Table : 7.16

**General Certificate of Education - Advance Level Exam Result
Subject Wise 2012- 2017**

No	Zonal Education Office	Subjects	Sate / Pass	2012	2013	2014	2015	2016	2017
1	Kilinochchi	Mathematics	Sat	62	116	125	107	110	140
			Pass	23	59	62	51	57	73
		Science	Sat	56	113	154	134	151	150
			Pass	28	40	79	64	89	74
		Commerce	Sat	150	245	312	253	219	250
			Pass	114	159	194	182	156	171
		Arts	Sat	349	465	709	654	520	507
			Pass	263	465	416	453	379	371
		Eng.Technolog	Sat	-	-	-	36	95	65
			Pass	-	-	-	16	42	36
		Bio.Technolog	Sat	-	-	-	46	94	77
			Pass	-	-	-	22	57	41
		Others	Sat	-	-	-	3	27	0
			Pass	-	-	-	2	0	0

Source: ZED, Kilinochchi

Table : 7.17

Free Books For Students Issued in 2017

S.No	Divisional Secretariat	Required	Received	Deficiency
1	Karachchi	184338	167079	17259
2	Kandawalai	42743	36589	6154
3	Poonakary	52688	41321	11367
4	Pachchlaipalli	21541	17812	3729
Total		301310	262801	38509

Source: ZED, Kilinochchi

Table: 7.18

Details of Students And Teachers in 2017

Table : 7.18.1

Pachchilaipalli DS Division

No	Name of Schools	No. of Students			No. of Teachers	Teachers Students Ratio	Schools Types	Class Range
		Mala	Female	Total				
01	KN/Pallai Central College	369	424	793	61	14:1	1AB	6-13
02	KN/Iyakkachchi GTMS	113	120	233	19	12:1	II	1-11
03	KN/Masar GTMS	89	83	172	19	10:1	II	1-11
04	KN/Allippallai CCYMS	9	4	13	4	4:1	III	1-5
05	KN/Kilaly RCTMS	69	59	128	14	8:1	II	1-11
06	KN/Kovilvayal CCTMS	60	54	114	12	11:1	II	1-9
07	KN/Muhamalai RCTMS	9	13	22	4	11:1	III	1-5
08	KN/Muhavil GTMS	16	9	25	5	6:1	III	1-5
09	KN/Pallai RCTMS	118	101	219	20	10:1	II	1-11
10	KN/Soranpattu CCTMS	9	9	18	3	6:1	III	1-5
11	KN/Soranpattu Ganesha Vid	49	37	86	11	9:1	II	1-9
12	KN/Tharmakkerny GTMS	54	71	125	16	10:1	II	1-9
13	KN/Vemmpodukerny CCTMS	84	92	176	16	13:1	II	1-11
14	KN/Pallai Hindu primary Vid	171	170	341	11	26:1	III	1-5
TOTAL		1219	1246	2465	215			

Source: ZED, Kilinochchi

Table: 7.18.2

Details of Students and Teachers in 2017

Karachchi DS Division

No	Name of Schools	No. Of Students			No. of Teachers	Teachers Students Ratio	Schools Types	Class Range
		Male	Female	Total				
1	KN/Kilinochchi Central College	590	532	1122	79	0.709028	1AB	6-13
2	KN/Kilinochchi Hindu College	426	438	864	54	0.667361	1AB	6-13
3	KN/St.Theresa Girls College	144	654	798	52	0.625694	1AB	1-13
4	KN/Vaddakachchi MV	280	321	601	42	0.584028	1AB	6-13
5	KN/Ramanathapuram MV	412	512	924	48	0.625694	1C	1-13
6	KN/Akkrayan MV	380	367	747	44	0.709028	1AB	6-13
7	KN/Uruthirapuram MV	234	231	465	34	0.542361	1C	1-13
8	KN/Vannerikkulam MV	74	101	175	20	0.375694	1C	1-13
9	KN/Kanagapuram MV	240	249	489	40	0.542361	1C	1-13
10	KN/Ramanathapuram West GTMS	200	169	369	21	0.750694	II	1-11
11	KN/St.Fatima RCTMS	200	185	385	23	0.750694	II	1-11
12	KN/Thiruvaiyaru MV	280	311	591	43	0.542361	1C	1-13
13	KN/Kilinochchi MV	1232	1207	2439	100	25:01	1AB	1-13
14	KN/Sinhala M.V	0	0	0	0	0	1C	1-13
15	KN/Konavil GTMS	290	294	584	28	0.834028	1C	6-13
16	KN/Kanagambikaikulam GTMS	191	155	346	25	0.625694	II	1-11
17	KN/Pannakkandy HTMS	55	37	92	11	0.334028	II	1-9
18	KN/Skanthapuram No.1 GTMS	77	72	149	6	30:01	III	1-5
19	KN/Skanthapuram No.2 GTMS	113	114	227	12	23:01	II	1-9
20	KN/Sivanagar GTMS	173	150	323	19	18:01	II	1-11
21	KN/Vaddakachchi South GTMS	25	17	42	5	8:01	III	1-5
22	KN/Kunchuchukulam Ganesha Vid	0	0	0	0	0	III	1-5
23	KN/Puthumuruppu Vigneswara	239	165	404	23	17:01	II	1-11
24	KN/St.Antony RCTMS	118	134	252	19	14:01	II	1-11
25	KN/Bharathy Vid	316	327	643	38	18:01	1AB	6-13
26	KN/Anavilunthankulam GTMS	31	29	60	6	15:01	III	1-5
27	KN/Oottupulam GTMS	147	143	290	14	24:01	II	1-11
28	KN/Sivapathakalayagam GTMS	230	216	446	28	15:01	II	1-11
29	KN/Unionkulam GTMS	26	29	55	6	11:01	III	1-5
30	KN/Kannakaipuram GTMS	39	22	61	5	15:01	III	1-5
31	KN/Selvanagar GTMS	97	87	184	12	17:01	II	1-9
32	KN/Kilinochchi Hindu Primary Vid	257	263	520	22	25:01	III	1-5
33	KN/Iyanarpuram GTMS	164	147	311	18	17:01	II	1-11
34	KN/Santhapuram Kalaimagal Vid	285	256	541	33	17:01	II	1-11
35	KN/Alagapuri Vid	55	45	100	5	20:01	III	1-5
36	KN/Mayavanoor Vid	39	62	101	5	20:01	III	1-5
37	KN/Vivehanantha Vid	367	397	764	34	24:01	II	1-11
38	KN/Kilinochchi central Primary	453	402	855	34	28:01	III	1-5
39	KN/Akkrayan Primary Vid	81	81	162	6	27:01	III	1-5
40	KN/Thiruvalluvar Vid	36	20	56	6	14:01	III	1-5
41	KN/Annai Sarathathevi Vid	191	162	353	14	25:01	III	1-5
42	KN/Ramakrishna Vid	48	39	87	5	17:01	III	1-5
43	KN/Vaddakachchi primary Vid	121	121	242	12	25:01	III	1-5
44	Konavil Kandi primary Vid	163	139	302	12	27:01	III	1-5
Total		9119	9402	18521	1063			

Table :7.18.3

Details of Students and Teachers in 2017

Kandawalai DS Division

No	Name of Schools	No. of Students			No. of Teachers	Teachers Students Ratio	Schools Types	Class Range
		Mala	Female	Total				
1	KN/Ramanathapuram East GTMS	261	293	554	32	19:01	II	1-11
2	KN/Muruganantha MV	266	245	511	34	14:01	1AB	6-13
3	KN/Paranthan Hindu MV	355	302	657	42	16:01	1C	1-13
4	KN/Kalaweddithidal Nageswara Vid	44	37	81	13	6:01	II	1-11
5	KN/Kandawalai MV	95	89	184	21	8:01	1C	1-13
6	KN/Tharmapuram MV	402	424	826	48	18:01	1AB	6-13
7	KN/Elephanpass GTMS	70	50	120	6	17:01	III	1-5
8	KN/Murasumoddi GTMS	14	10	24	6	5:01	III	1-5
9	KN/Paranthan GTMS	21	24	45	11	4:01	II	1-9
10	KN/Kannagaiamma Vid	45	45	90	16	7:01	II	1-11
11	KN/Tharmapuram No.1 GTMS	232	267	499	20	26:01	III	1-5
12	KN/Umaiyalpuram GTMS	21	17	38	5	6:01	III	1-5
13	KN/Periyakulam Iyanar Vid	19	16	35	6	6:01	III	1-5
14	KN/Pulliyampokkanai Nagenthira Vid	17	25	42	6	8:01	III	1-5
15	KN/Mylvaganapuram GTMS	36	46	82	6	16:01	III	1-5
16	KN/Punnaineeravi GTMS	96	92	188	16	12:01	II	1-11
17	KN/Piramanthanaru MV	268	301	569	35	17:01	1C	1-13
18	KN/Kalmadunagar GTMS	21	22	43	5	9:01	III	1-5
19	KN/Kaddaikadu GTMS	21	31	52	5	10:01	III	1-5
20	KN/Kumarasampuram GTMS	28	26	54	6	11:01	III	1-5
21	KN/Thampirasapuram GTMS	33	36	69	6	12:01	III	1-5
22	KN/Kallaru Tamil Vid	83	98	181	16	11:01	II	1-9
23	KN/Murugananda Primary Vid	123	100	223	12	19:01	III	1-5
24	KN/Ambikai Vid	83	78	161	7	27:01	III	1-5
Total		2654	2674	5328	380	17:01		

Source: ZED, Kilinochchi

Table: 7.18.4

Details of Students and Teachers in 2017

Poonakary DS Division

No	Name of Schools	No. of Students			No. of Teachers	Teachers Students Ratio	Schools Types	Class Range
		Mala	Female	Total				
01	KN/Iranaitivu RCTMS	217	213	430	23	20:01	II	1-11
02	KN/Mulankavil MV	379	475	854	46	19:01	1AB	6-13
03	KN/Nachchikuda GTMS	188	171	359	26	16:01	II	1-11
04	KN/Veravil Hindu MV	150	132	282	21	13:01	1C	1-13
05	KN/Ponnaewelly Saivapragasa Vid	0	0	0	0		III	1-5
06	KN/Kariyalai Nagapaduvan No.2 GTMS	76	76	152	14	12:01	II	1-9
07	KN/Kariyalai Nagapaduvan No.3 GTMS	15	17	32	5	8:01	III	1-5
08	KN/Kiranchi GTMS	172	177	349	17	19:01	II	1-11
09	KN/Kumulamunai GTMS	94	80	174	14	12:01	II	1-9
10	KN/Pallavarajankaddu HTMS	0	0	0	0		III	1-5
11	KN/Chempankunru GTMS	27	25	52	6	9:01	III	1-5
12	KN/Vallaipadu RCTMS	162	137	299	18	18:01	II	1-11
13	KN/Poonagary MV	292	322	614	45	14:01	1AB	1-13
14	KN/Aththai Muthukkumarasamy GTMS(T.C)	0	0	0	0		III	1-5
15	KN/Cheliyathivu GTMS	63	70	133	17	8:01	II	1-11
16	KN/Cheddiyakuruchchi GTMS (T.C)				0		III	1-5
17	KN/Gnaimadam GTMS	18	33	51	13	4:01	II	1-11
18	KN/Karukkaitthivu MV	87	99	186	24	8:01	1C	1-13
19	KN/Kowtharimunai GTMS	0	0	0	0		III	1-5
20	KN/Madduvilnadu GTMS	19	12	31	6	8:01	III	1-5
21	KN/Paramankirai GTMS	20	24	44	7	6:01	III	1-5
22	KN/Poonagary Nallur MV	56	54	110	20	5:01	1C	1-13
23	KN/Samipulam GTMS	6	5	11	3	4:01	III	1-5
24	KN/Thambirai GTMS	0	0	0	0		III	1-5
25	KN/Vinasiyodai GTMS	53	50	103	15	6:01	II	1-9
26	KN/Jeyapuram GTMS	196	198	394	25	16:01	1C	1-13
27	KN/Sunnivil GTMS	0	0	0	6	15:1	III	1-5
28	KN/Mukkompan GTMS	295	248	543	32	19:01	1C	1-13
29	KN/Poonagary Sri Vig.Vid	206	196	402	29	16:01	II	1-11
30	KN/Pallikkuda Vid	40	34	74				
31	Kn/Mulankavil Primary vid	187	174	361	13	28:01	III	1-5
Total		3018	3022	6040	445			

Source: ZED, Kilinochchi

Table:7.19

Details of Pre - Schools in Kilinochchi District in 2017

S.No	DS/AGA Office	No. of Pre School	No. of Student	No. of Teachers
1	Karachchi	98	2356	262
2	Kandawalai	39	768	94
3	Poonakary	55	110	1221
4	Pachchilaipalli	25	48	357
Total		217	3282	1934

Source : PSEDC, Kilinochchi

Table:7.20

Details of Physical Resources For Pre Schools in Kilinochchi District - 2017

S.No	District	Discription	Permanant	Semi - Pemanant	Temparary
1	Kilinochchi	Buildings	158	40	32
		Wells	118	48	53
		Toilets	150	0	73
		Playground	43	0	6

Source : PSEDC, Kilinochchi