

Table : 7.1

### Schools Details in Kilinochchi District by Divisional Secretariat Wise - 2007

Divisional Secretariat	Type of School					Number of Students			Number of Teachers
	1AB	1C	11	111	Total	Male	Female	Total	
Karachchi	4	7	9	17	37	10687	11018	21705	760
Kandawalai	1	4	5	12	22	3816	3733	7549	260
Poonakary	2	4	8	15	29	3524	3590	7114	209
Pachchilaipalli	1	0	5	7	13	865	803	1668	111
<b>Total</b>	<b>8</b>	<b>15</b>	<b>27</b>	<b>51</b>	<b>101</b>	<b>18892</b>	<b>19144</b>	<b>38036</b>	<b>1340</b>

Source: ZED, Kilinochchi

Table : 7.2

### Schools Kilinochchi District Schools by Divisional Secretariat Wise - 2018

Divisional Secretariat	Type of School						Number of Students			Number of Teachers
	National School	1AB	1C	11	111	Total	Male	Female	Total	
Karachchi	1	6	6	14	15	42	9110	9547	18657	1043
Kandawalai	0	2	3	6	13	24	2529	2544	5073	381
Poonakary	1	1	6	9	7	24	3028	2953	5981	446
Pachchilaipalli	0	1	0	8	5	14	1219	1229	2448	201
<b>Total</b>	<b>2</b>	<b>10</b>	<b>15</b>	<b>37</b>	<b>40</b>	<b>104</b>	<b>15886</b>	<b>16273</b>	<b>32159</b>	<b>2071</b>

Source: ZED, Kilinochchi

Table :7.3

### Number of Schools & Students , Teachers Ratio 2002-2018

Year	Number of Schools	Number of Students	Number of Teachers		Student Teacher Ratio
			Permanent	Displaced	
2002	96	35805	670	18	-
2003	99	27897	903	11	-
2004	99	29648	991	2	-
2005	99	32350	1359	-	24:1
2006	101	34610	1235	-	28:1
2007	101	38122	1235	-	30:1
2008	101	31085	1340	-	23:1
2009	-	-	-	-	-
2010	101	24791	1275	-	18:1
2011	108	29011	1702	-	17:1
2012	110	29426	1640	-	18:1
2013	104	30859	1971	-	16:1
2014	104	31841	1444	-	22:1
2015	104	30964	1720	-	18:1
2016	104	32184	2023	-	16:1
2017	104	32354	2070	-	16:1
2018	104	32159	2071	-	16:2

Table : 7.4

### Particulars of Teachers in 2015 - 2018

Name of D.S Division	No.of Teachers															
	Graduate				Trained				Un-Certificate				Total			
	2015	2016	2017	2018	2015	2016	2017	2018	2015	2016	2017	2018	2015	2016	2017	2018
Karachchi	263	333	240	330	539	663	320	660	101	25	503	53	1021	1063	1063	1043
Kandawalai	102	160	94	135	139	209	125	242	65	6	161	4	375	380	380	381
Poonakary	118	142	94	142	139	263	84	297	83	24	260	7	429	438	438	446
Pachchilaipalli	76	82	42	91	91	104	59	109	4	12	110	1	198	211	211	201
<b>Total</b>	559	717	470	698	908	1239	588	1308	253	67	1034	65	2023	2092	2092	2071

Source: ZED, Kilinochchi  
Kilinochchi District

Table :7.5

### Number of Students in Kilinochchi District 2013 - 2018

Year	2013		2014		2015		2016		2017		2018	
	Boys	Girls	Boys	Girls	Boys	Girls	Boys	Girls	Boys	Girls	Boys	Girls
1-5	6918	6838	6783	6522	6846	6645	6625	6399	6663	6468	6221	6043
6-11	6972	6965	8168	8048	7828	7628	7750	7684	8379	8389	7812	7882
11R	-	-	-	-	-	-	598	645	597	662	604	599
12-13 Arts & Commerce	592	1054	588	959	452	924	475	913	475	912	523	1066
12-13 Science, Maths	184	155	294	479	350	291	188	212	65	137	193	281
12- 13 Tech	-	-	-	-	-	-	180	111	180	111	202	116
13R	-	-	-	-	-	-	148	256	131	246	261	356
<b>Total</b>	14666	15012	15833	16008	15476	15488	15816	15964	16490	16925	15816	16343
<b>Grand Total</b>	29678		28412		30964		32741		33415		32159	

Source: ZED, Kilinochchi

Table : 7.6

### Strength of Staff in Kilinochchi District- 2018

S.No	Categories of Teacher	Required	Available	Shortage	Excess
1	Year 1-5 Primary Education	646	673		27
	English	100	9	91	
2	Year 6-11 Science Graduate	133	104	29	
	Year 6-11 Maths Graduate	133	106	27	
	English	112	103	9	
3	Others				
	Year 12-13 Science & Maths				
	Arts & Commerce Graduate				
	Others (English)				
4	Other (Technical subj)				
	Year 1-5 Sectional Heads				
	Year 6-11 Sectional Heads	63	21	42	
	Year 12-13 Sectional Heads	9	6	3	
	Principals	152	99	53	
<b>Total</b>		1348	1121	254	27

Source: ZED, Kilinochchi

Table 7.7

## Students Particulars in Year 2018

Year	Name of Divisional Secretariat											
	Karachchi			Kandawalai			Poonakary			Pachchilaipalli		
	Male	Female	Total	Male	Female	Total	Male	Female	Total	Male	Female	Total
1	631	589	1,220	198	191	389	226	207	433	82	87	169
2	650	609	1,259	209	224	433	214	223	437	90	96	186
3	757	739	1,496	215	204	419	232	208	440	106	109	215
4	683	702	1,385	203	197	400	227	198	425	93	91	184
5	830	777	1,607	215	229	444	265	256	521	95	107	202
6	917	864	1,781	265	278	543	337	269	606	119	95	214
7	716	772	1,488	232	193	425	254	236	490	94	89	183
8	728	693	1,421	216	208	424	237	264	501	95	80	175
9	717	728	1,445	235	229	464	254	222	476	99	94	193
10	710	724	1,434	209	229	438	245	238	483	91	86	177
11	621	731	1,352	188	156	344	216	243	459	87	91	178
11R	428	437	865	8	2	10	104	104	208	64	56	120
12A	115	273	388	20	63	83	63	104	167	18	33	51
12C	62	84	146	12	13	25	10	8	18	5	6	11
12Se	21	84	105	4	16	20	3	7	10	5	1	6
12Ma	41	50	91	9	11	20	6	4	10	2	-	2
12Tec	49	27	76	10	2	12	20	6	26	10	1	11
13A	84	231	315	16	33	49	30	65	95	9	39	48
13C	58	77	135	9	14	23	10	19	29	2	4	6
13Se	23	53	76	6	1	7	2	10	12	4	5	9
13Ma	45	34	79	10	2	12	8	3	11	4	-	4
13Tec	80	55	135	11	6	17	9	8	17	13	11	24
13R	144	214	358	29	43	72	56	51	107	32	48	80
<b>Total</b>	<b>9,110</b>	<b>9,547</b>	<b>18,657</b>	<b>2,529</b>	<b>2,544</b>	<b>5,073</b>	<b>3,028</b>	<b>2,953</b>	<b>5,981</b>	<b>1,219</b>	<b>1,229</b>	<b>2,448</b>

Table : 7.8

### No.of Students Sat The G.C.E (O/L), 5<sup>th</sup> Scholarship and the Results Kilinochchi District - 2002 - 2018

Year	Sat		Passed		Percentage	
	Year 5 Scholar Ship	G.C.E (O/L)	Year 5 Scholar Ship	G.C.E. (O/L)	Year 5 Scholarship	G.C.E (O/L)
2002	1769	1838	56	563	3%	31%
2003	1807	1953	73	403	4%	21%
2004	1811	1802	55	391	3%	22%
2005	2008	2351	50	464	2%	20%
2006	2048	1899	48	437	2%	23%
2007	1997	1957	111	541	6%	28%
2008	2061	-	154	-	7%	-
2009	-	-	-	-	-	-
2010	2005	2389	90	809	4%	34%
2011	2479	1975	132	553	5%	28%
2012	2230	1698	110	831	5%	49%
2013	2325	1571	159	645	7%	41%
2014	2491	1649	255	807	10%	49%
2015	2411	2171	194	772	9%	36%
2016	2469	2105	195	811	8%	39%
2017	3102	2484	225	1420	7%	57%
2018	2723	2157	306	1302	11%	60%

Source: ZED, Kilinochchi

Table: 7.9

### No.of Students Sat The G.C.E (A/L) & the Results Kilinochchi District - 2002 - 2018

Year	Sat	Number of Students							Total	Percentage
		Science	Commerce	Maths	Arts	Eng.Tech	Bio.Tech	Other		
2002	859	41	201	31	274	-	-	-	547	64%
2003	823	23	243	30	308	-	-	-	604	73%
2004	788	33	157	19	314	-	-	-	523	66%
2005	743	36	156	29	325	-	-	-	546	73%
2006	750	80	179	59	402	-	-	-	720	96%
2007	896	59	73	19	203	-	-	-	354	40%
2008	-	-	-	-	-	-	-	-	-	-
2009	-	-	-	-	-	-	-	-	-	-
2010	507	12	56	6	218	-	-	-	292	58%
2011	984	31	148	43	431	-	-	-	653	66%
2012	1233	58	144	43	545	-	-	-	790	64%
2013	1036	60	159	59	446	-	-	-	724	70%
2014	1300	79	194	62	414	-	-	-	749	58%
2015	1233	64	182	51	453	16	22	2	790	64%
2016	1216	89	156	57	379	42	57	0	780	64%
2017	1189	150	250	140	507	65	77	0	1189	100%
2018	1270	91	174	83	340	36	50	5	779	61%

Source: ZED, Kilinochchi  
Kilinochchi District

Table : 7.10

### Grade Five Scholarship Results 2015 - 2018

No	Divisional Secretariat	Sat / Pass	2015	2016	2017	2018
1	Karachchi	Sat	1327	1395	1712	1577
		Pass	145	144	162	205
2	Kandawalai	Sat	437	435	580	436
		Pass	29	31	33	50
3	Poonakary	Sat	485	456	596	511
		Pass	8	13	20	30
4	Pachchilaipalli	Sat	162	172	214	199
		Pass	12	7	10	21
<b>Percentage of Qualifying %</b>			<b>8.05</b>	<b>7.90</b>	<b>7.25</b>	<b>7.25</b>

Source: ZED, Kilinochchi

Table : 7.11

### General Certificate of Education - Ordinary Level Exam Result 2015 - 2018

No	Divisional Secretariat	Sat / Pass	2015	2016	2017	2018
1	Karachchi	Sat	1295	1215	1530	1265
		Pass	490	510	878	780
2	Kandawalai	Sat	322	326	362	314
		Pass	104	116	182	172
3	Poonakary	Sat	378	397	387	414
		Pass	115	129	232	242
4	Pachchilaipalli	Sat	181	166	205	164
		Pass	63	56	128	108
<b>Percentage of Qualifying %</b>			<b>35.50</b>	<b>39.00</b>	<b>57.17</b>	<b>60.36</b>

Source: ZED, Kilinochchi

Table : 7.12

### Year 5 Scholarship Result 2006 - 2018

No	Zonal Education Office	Subjects	Sat / Pass	2006	2007	2008	2009	2010	2011	2012	2013	2014	2015	2016	2017	2018
1	Kilinochchi	All Subjects	Sate	1899	1957	-	-	2389	2450	2230	2325	2491	2411	2469	3102	2723
			Pass	437	541	-	-	809	553	110	159	255	194	195	225	306

Source: ZED, Kilinochchi

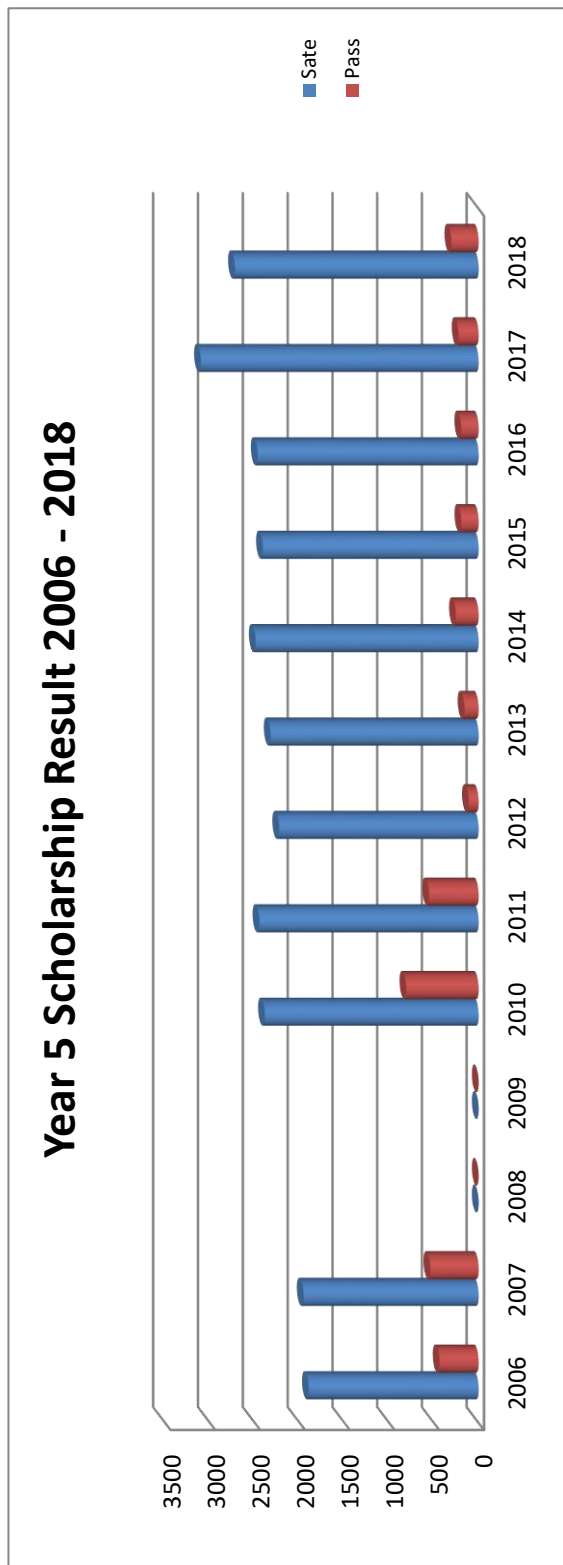


Table : 7.13

### General Certificate of Education - Ordinary Level Exam 2006 - 2018

No	Zonal Education Office	Subjects	Sat / Pass	2006	2007	2008	2009	2010	2011	2012	2013	2014	2015	2016	2017	2018
1	Kilinochchi	All Subjects	Sate	750	896	-	479	984	1975	1698	1571	1649	2171	2105	2484	2157
			Pass	720	354	-	307	653	553	831	645	807	772	811	1420	1302

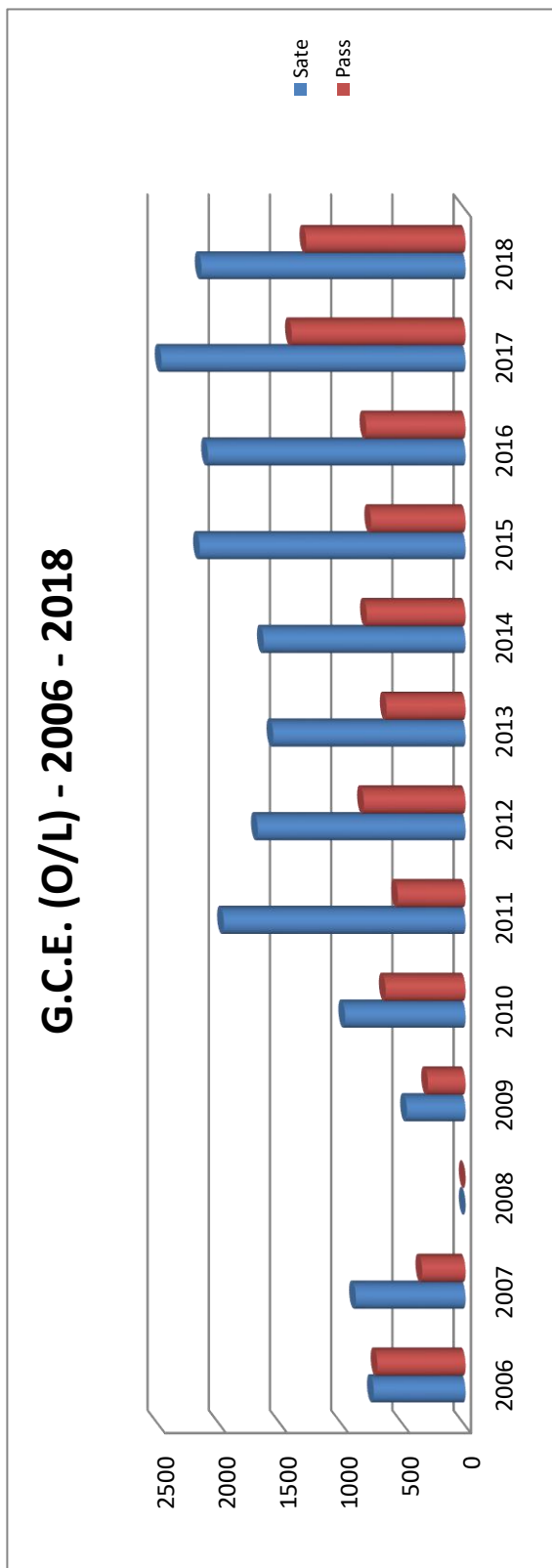




Table : 7.14

### General Certificate of Education - Advance Level Exam Result 2006 - 2018

No	Zonal Education Office	Subjects	Sat / Pass	2006	2007	2008	2009	2010	2011	2012	2013	2014	2015	2016	2017	2018
1	Kilinochchi	All Subjects	Sate	750	896	-	479	984	812	1233	1038	1085	1233	1216	1189	1270
			Pass	720	354	-	307	653	575	790	724	749	790	780	766	779

Source: ZED, Kilinochchi

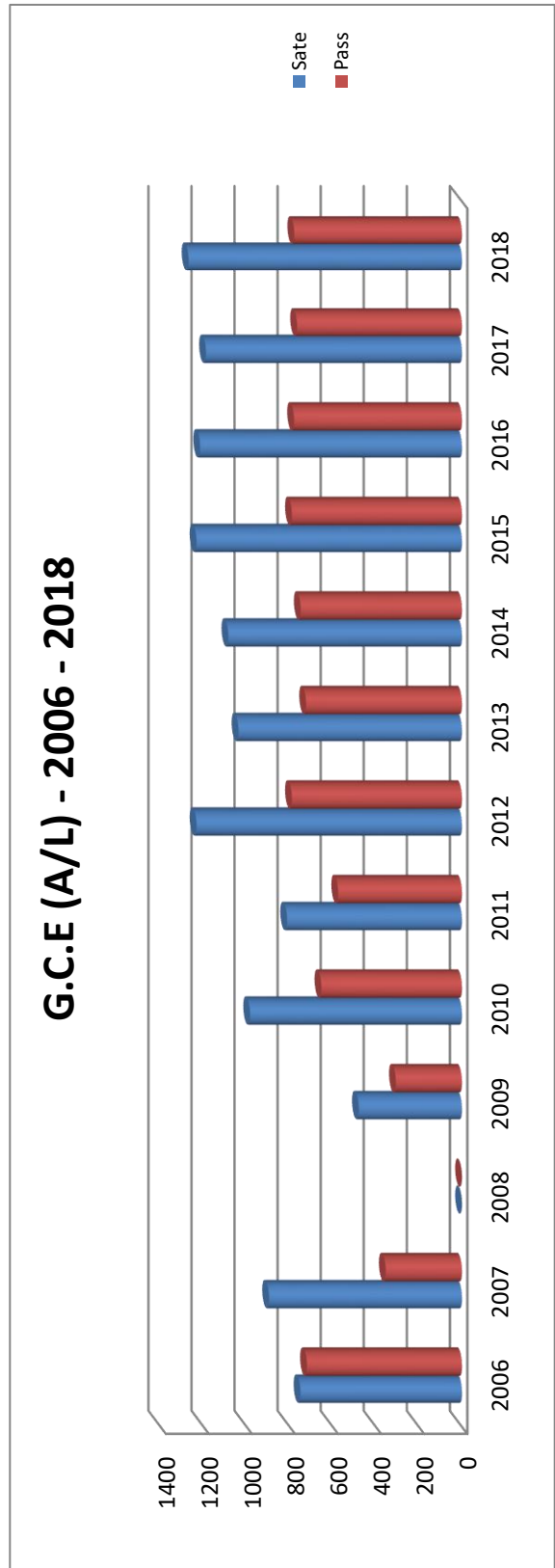


Table : 7.15

**General Certificate of Education - Advance Level Exam Result DS  
Division wise 2012 - 2018**

No	DS Office	Sat / Pass	2012	2013	2014	2015	2016	2017	2018
1	Karachchi	Sat	404	641	832	820	821	812	832
		Pass	267	440	469	497	520	518	524
2	Kandawalai	Sat	73	145	184	134	135	128	143
		Pass	49	96	111	101	88	93	85
3	Poonakary	Sat	72	145	158	171	154	134	178
		Pass	53	110	94	123	107	89	96
4	Pachchilaipalli	Sat	68	105	126	108	106	115	117
		Pass	59	77	77	69	65	66	74
<b>Percentage of Qualifying %</b>			69.40	69.80	57.80	64.10	64.10	64.40	

Source: ZED, Kilinochchi

Table : 7.16

**General Certificate of Education - Advance Level Exam Result Subject  
Wise 2012- 2018**

No	Zonal Education Office	Subjects	Sate / Pass	2012	2013	2014	2015	2016	2017	2018
1	Kilinochchi	Mathematics	Sat	62	116	125	107	110	140	160
			Pass	23	59	62	51	57	73	83
		Science	Sat	56	113	154	134	151	150	156
			Pass	28	40	79	64	89	74	91
		Commerce	Sat	150	245	312	253	219	250	243
			Pass	114	159	194	182	156	171	174
		Arts	Sat	349	465	709	654	520	507	501
			Pass	263	465	416	453	379	371	340
		Eng.Technology	Sat	-	-	-	36	95	65	88
			Pass	-	-	-	16	42	36	36
		Bio.Technology	Sat	-	-	-	46	94	77	116
			Pass	-	-	-	22	57	41	50
		Others	Sat	-	-	-	3	27	0	6
			Pass	-	-	-	2	0	0	5

Source: ZED, Kilinochchi

Table : 7.17

### Free Books For Students Issued in 2018

S.No	Divisional Secretariat	Required	Received	Deficiency
1	Karachchi	184210	167054	17156
2	Kandawalai	42790	33467	9323
3	Poonakary	53269	42471	10798
4	Pachchlaipalli	21541	17812	3729
<b>Total</b>		<b>301810</b>	<b>260804</b>	<b>41006</b>

Source: ZED, Kilinochchi

Table: 7.18

### Details of Students And Teachers in 2018

Table : 7.18.1

#### Pachchilaipalli DS Division

No	Name of Schools	No. of Students			No. of Teachers	Teachers Students Ratio	Schools Types	Class Range
		Mala	Female	Total				
01	KN/Pallai Central College	398	424	822	52	15.8	1AB	6-13
02	KN/Iyakkachchi GTMS	117	116	233	20	11.65	Type II	1-11
03	KN/Masar GTMS	76	78	154	18	8.56	Type II	1-11
04	KN/Allippallai CCYMS	6	6	12	4	3.00	Type III	1-5
05	KN/Kilaly RCTMS	59	55	114	14	8.14	Type II	1-11
06	KN/Kovilvayal CCTMS	60	53	113	11	10.27	Type II	1-9
07	KN/Muhamalai RCTMS	8	14	22	3	7.34	Type III	1-5
08	KN/Muhavil GTMS	14	13	27	4	6.75	Type III	1-5
09	KN/Pallai RCTMS	101	92	193	21	9.19	Type II	1-11
10	KN/Soranpattu CCTMS	11	9	20	3	6.67	Type III	1-5
11	KN/Soranpattu Ganesha Vid	57	42	99	10	9.90	Type II	1-9
12	KN/Tharmakkerny GTMS	59	77	136	14	9.71	Type II	1-9
13	KN/Vemmpodukerny CCTMS	92	94	186	14	13.28	Type II	1-11
14	KN/Pallai Hindu primary Vid	161	156	317	13	24.38	Type III	1-5
<b>TOTAL</b>		<b>1219</b>	<b>1229</b>	<b>2448</b>	<b>201</b>			

Source: ZED, Kilinochchi

Table: 7.18.2

## Details of Students and Teachers in 2018

### Karachchi DS Division

No	Name of Schools	No. Of Students			No. of Teachers	Teachers Students Ratio	Schools Types	Class Range
		Male	Female	Total				
1	KN/Kilinochchi Central College	695	691	1386	77	18.00	1AB	6-13
2	KN/Kilinochchi Hindu College	460	507	967	54	17.91	1AB	6-13
3	KN/St.Theresa Girls College	131	705	836	52	16.08	1AB	1-13
4	KN/Vaddakachchi MV	314	320	634	42	15.10	1AB	6-13
5	KN/Ramanathapuram MV	359	472	831	49	16.96	1C	1-13
6	KN/Akkrayan MV	378	382	760	44	17.27	1AB	6-13
7	KN/Uruthirapuram MV	205	227	432	34	12.71	1C	1-13
8	KN/Vannerikkulam MV	87	98	185	18	10.28	1C	1-13
9	KN/Kanagapuram MV	235	242	477	41	11.63	1C	1-13
10	KN/Ramanathapuram West GTMS	178	144	322	22	14.64	II	1-11
11	KN/St.Fatima RCTMS	188	181	369	21	17.57	II	1-11
12	KN/Thiruvaiyaru MV	372	293	665	44	15.11	1C	1-13
13	KN/Kilinochchi MV	1222	1236	2458	96	25.60	1AB	1-13
14	KN/Sinhala M.V						1C	1-13
15	KN/Konavil GTMS	280	281	561	27	20.78	1C	6-13
16	KN/Kanagambikaikulam GTMS	169	134	303	24	12.63	II	1-11
17	KN/Pannakkandy HTMS	51	33	84	11	7.64	II	1-9
18	KN/Skanthapuram No.1 GTMS	70	57	127	5	25.40	III	1-5
19	KN/Skanthapuram No.2 GTMS	115	121	236	12	19.67	II	1-9
20	KN/Sivanagar GTMS	173	150	323	15	21.53	II	1-11
21	KN/Vaddakachchi South GTMS	22	18	40	5	8.00	III	1-5
22	KN/Kunchuchukulam Ganesha Vid						III	1-5
23	KN/Puthumuruppu Vigneswara Vid	220	155	375	23	16.30	II	1-11
24	KN/St.Antony RCTMS	110	125	235	20	11.75	II	1-11
25	KN/Bharathy Vid	335	350	685	38	18.03	1AB	6-13
26	KN/Anavilunthankulam GTMS	36	39	75	4	18.75	III	1-5
27	KN/Oottupulam GTMS	136	149	285	14	20.36	II	1-11
28	KN/Sivapathakalayagam GTMS	224	210	434	27	16.07	II	1-11
29	KN/Unionkulam GTMS	22	23	45	5	9.00	III	1-5
30	KN/Kannakaipuram GTMS	34	26	60	4	15.00	III	1-5
31	KN/Selvanagar GTMS	109	103	212	13	16.31	II	1-9
32	KN/Kilinochchi Hindu Primary Vid	242	259	501	22	22.77	III	1-5
33	KN/Iyanarpuram GTMS	155	140	295	15	19.67	II	1-11
34	KN/Santhapuram Kalaimagal Vid	292	271	563	32	17.59	II	1-11
35	KN/Alagapuri Vid	53	47	100	5	20.00	III	1-5
36	KN/Mayavanoor Vid	40	59	99	5	19.80	III	1-5
37	KN/Vivehanantha Vid	367	390	757	33	22.94	II	1-11
38	KN/Kilinochchi central Primary Vid	422	371	793	35	22.66	III	1-5
39	KN/Akkrayan Primary Vid	73	68	141	6	23.50	III	1-5
40	KN/Thiruvalluvar Vid	36	23	59	5	11.80	III	1-5
41	KN/Annai Sarathathevi Vid	178	160	338	5	67.60	III	1-5
42	KN/Ramakrishna Vid	57	40	97	14	6.93	III	1-5
43	KN/Vaddakachchi primary Vid	114	115	229	13	17.62	III	1-5
44	Konavil Kandi primary Vid	151	132	283	12	23.58	III	1-5
<b>Total</b>		<b>9110</b>	<b>9547</b>	<b>18657</b>	<b>1043</b>			

Table :7.18.3

## Details of Students and Teachers in 2018

### Kandawalai DS Division

No	Name of Schools	No. of Students			No. of Teachers	Teachers Students Ratio	Schools Types	Class Range
		Mala	Female	Total				
1	KN/Ramanathapuram East GTMS	262	257	519	31	16.74	II	1-11
2	KN/Muruganantha MV	256	245	501	34	14.73	1AB	6-13
3	KN/Paranthan Hindu MV	313	306	619	35	17.69	1C	1-13
4	KN/Kalaweddithidal Nageswara Vid	38	28	66	13	5.10	II	1-11
5	KN/Kandawalai MV	94	79	173	23	7.52	1C	1-13
6	KN/Tharmapuram MV	397	421	818	48	17.04	1AB	6-13
7	KN/Elephanpass GTMS	58	44	102	6	17.00	III	1-5
8	KN/Murasumoddi GTMS	15	9	24	6	4.00	III	1-5
9	KN/Paranthan GTMS	17	15	32	12	2.67	II	1-9
10	KN/Kannagaiamma Vid	43	47	90	17	5.30	II	1-11
11	KN/Tharmapuram No.1 GTMS	212	256	468	19	24.60	III	1-5
12	KN/Umaiyalpuram GTMS	23	12	35	5	7.00	III	1-5
13	KN/Periyakulam Iyanar Vid	11	13	24	6	4.00	III	1-5
14	KN/Pulliyampokkanai Nagenthira Vid	18	19	37	6	6.17	III	1-5
15	KN/Mylvaganapuram GTMS	30	42	72	6	12.00	III	1-5
16	KN/Punnaineeravi GTMS	111	110	221	16	13.80	II	1-11
17	KN/Piramanthanaru MV	259	290	549	41	13.40	1C	1-13
18	KN/Kalmadunagar GTMS	18	17	35	5	7.00	III	1-5
19	KN/Kaddaikadu GTMS	27	33	60	5	12.00	III	1-5
20	KN/Kumarasampuram GTMS	23	22	45	6	7.50	III	1-5
21	KN/Thampirasapuram GTMS	29	27	56	6	9.34	III	1-5
22	KN/Kallaru Tamil Vid	86	100	186	16	11.62	II	1-9
23	KN/Murugananda Primary Vid	115	88	203	12	17.00	III	1-5
24	KN/Ambikai Vid	74	64	138	7	20.00	III	1-5
<b>Total</b>		<b>2529</b>	<b>2544</b>	<b>5073</b>	<b>381</b>			

Source: ZED, Kilinochchi

Table: 7.18.4

## Details of Students and Teachers in 2018

### Poonakary DS Division

No	Name of Schools	No. of Students			No. of Teachers	Teachers Students Ratio	Schools Types	Class Range
		Mala	Female	Total				
01	KN/Iranaitivu RCTMS	215	195	410	23	17.82	II	1-11
02	KN/Mulankavil MV	440	493	933	46	20.28	1AB	6-13
03	KN/Nachchikuda GTMS	195	171	366	26	14.10	II	1-11
04	KN/Veravil Hindu MV	145	120	265	21	12.62	1C	1-13
05	KN/Ponnaewelly Saivapragasa Vid			0			III	1-5
06	KN/Kariyalai Nagapaduvan No.2 GTMS	74	76	150	14	10.71	II	1-9
07	KN/Kariyalai Nagapaduvan No.3 GTMS	12	17	29	5	5.80	III	1-5
08	KN/Kiranchi GTMS	160	160	320	17	18.82	II	1-11
09	KN/Kumulamunai GTMS	99	80	179	14	12.78	II	1-9
10	KN/Pallavarajankaddu HTMS			0			III	1-5
11	KN/Chempankunru GTMS	26	19	45	6	7.50	III	1-5
12	KN/Vallaippadu RCTMS	148	133	281	18	15.61	II	1-11
13	KN/Poonagary MV	333	347	680	45	15.00	1AB	1-13
14	KN/Aththai Muthukkumarasamy GTMS(T.C)			0			III	1-5
15	KN/Cheliyathivu GTMS	57	67	124	17	7.30	II	1-11
16	KN/Cheddiyakuruchchi GTMS (T.C)			0			III	1-5
17	KN/Gnaimadam GTMS	21	34	55	13	4.23	II	1-11
18	KN/Karukkaitthivu MV	88	95	183	24	7.60	1C	1-13
19	KN/Kowtharimunai GTMS			0			III	1-5
20	KN/Madduvilnadu GTMS	13	10	23	6	3.80	III	1-5
21	KN/Paramankirai GTMS	17	21	38	7	5.40	III	1-5
22	KN/Poonagary Nallur MV	55	45	100	20	5.00	1C	1-13
23	KN/Samipulam GTMS	5	5	10	3	3.34	III	1-5
24	KN/Thambirai GTMS			0			III	1-5
25	KN/Vinasiyodai GTMS	58	48	106	16	6.62	II	1-9
26	KN/Jeyapuram GTMS	197	203	400	25	16.00	1C	1-13
27	KN/Sunnivil GTMS			0			III	1-5
28	KN/Mukkompan GTMS	280	237	517	32	16.15	1C	1-13
29	KN/Poonagary Sri Vig.Vid	196	186	382	29	13.17	II	1-11
30	KN/Pallikkuda Vid	33	28	61	6	10.17		
31	Kn/Mulankavil Primary vid	161	163	324	13	25.00	III	1-5
<b>Total</b>		<b>3028</b>	<b>2953</b>	<b>5981</b>	<b>446</b>			

Source: ZED, Kilinochchi

Table:7.19

### Details of Pre - Schools in Kilinochchi District in 2018

S.No	DS/AGA Office	No. of Pre School	No. of Student	No. of Teachers
1	Karachchi	95	2134	264
2	Kandawalai	37	721	99
3	Poonakary	55	879	109
4	Pachchilaipalli	25	348	53
Total		212	4082	525

Source : PSEDC, Kilinochchi

Table:7.20

### Details of Physical Resources For Pre Schools in Kilinochchi District - 2018

S.No	District	Discription	Permanant	Semi - Pemanant	Temparary
1	Kilinochchi	Buildings	145	35	32
		Wells	111	48	53
		Toilets	150	10	52
		Playground	43	25	144

Source : PSEDC, Kilinochchi